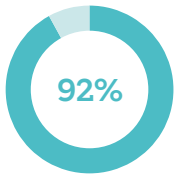


**44,000** Students **76** NOLA-PS schools



Students of Color



Economically Disadvantaged



Students with Disabilities

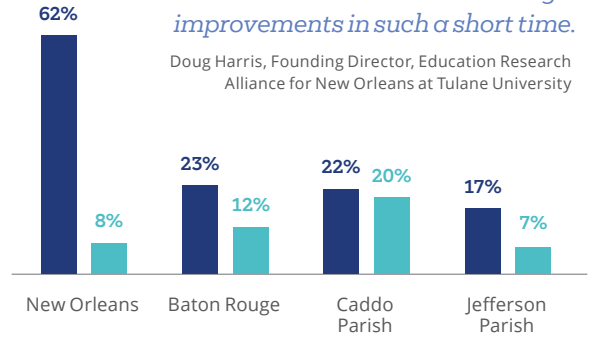
As of 2019, New Orleans saw the greatest decrease in schools with “F” letter grades, compared to other large school systems.

*Due to impact of COVID-19, school letter grades have not been updated since 2019.*

2005 2019

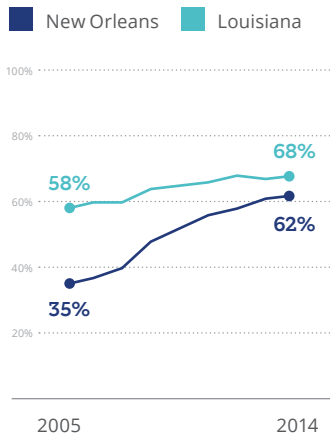
*We are not aware of any other districts that have made such large improvements in such a short time.*

Doug Harris, Founding Director, Education Research Alliance for New Orleans at Tulane University



## Louisiana has raised our expectations for what students learn.

### Historical State Assessment: % “Basic and Above” All Subjects and Grades



### LEAP standards have changed

We cannot make “apples to apples” comparisons of achievement from 2005 to recent years because complex transitions have been underway since 2014. Specifically:

- Louisiana transitioned to new, more rigorous assessments, called “LEAP 2025” tests, beginning in 2014–15 with ELA and Math, followed by social studies, and finally, science.
- Also in 2014–15, Louisiana began raising the bar for what was considered on “grade-level” or “meeting expectations” for students.

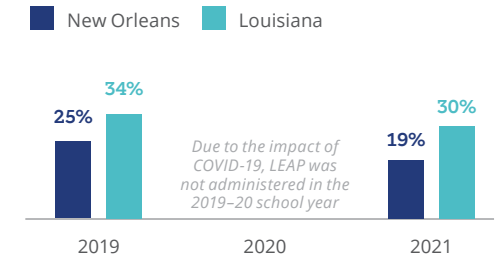
	2005: Old Standards	Present: Current Standards
Scores Considered Meeting Expectations	<ul style="list-style-type: none"> <li>✓ “Basic and Above”</li> <li>✓ Advanced</li> <li>✓ Mastery</li> <li>✓ Basic</li> <li>✗ Approaching Basic</li> <li>✗ Unsatisfactory</li> </ul>	<ul style="list-style-type: none"> <li>✓ “Mastery and Above”</li> <li>✓ Advanced</li> <li>✓ Mastery</li> <li>✗ Basic</li> <li>✗ Approaching Basic</li> <li>✗ Unsatisfactory</li> </ul>

### We now have rigorous benchmarks to measure progress.

Because 2018–19 was the first school year in which all state tests were fully aligned to the LEAP 2025 standards, test results from this school year have special significance as a new benchmark for measuring progress moving forward.

#### LEAP 2025: % “Mastery and Above” All Subjects and Grades

*As our state transitioned to new, more rigorous standards, COVID-19 caused declines in achievement across the state.*



## More New Orleans students are graduating from high school on time and enrolling in college.

More New Orleans students are graduating from high school and enrolling in college.

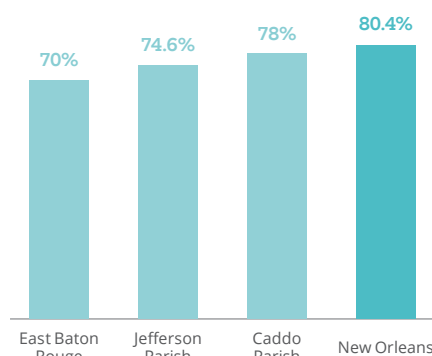
#### Graduation Rate

**54%** → **79.8%**  
Class of 2004 Class of 2020

#### College Entry Rate

**37%** → **57.4%**  
Class of 2004 Class of 2020

In 2020, economically disadvantaged students in New Orleans graduated at a higher rate than their peers in other similar large urban parishes across Louisiana.



The New Orleans Class of 2020 enrolled in college at a higher rate than the state overall, as well as across subgroups.

#### Percentage of Class of 2020 Graduates Enrolling in College by Fall 2020

